




Z-PACK | Z-PACK 2mm HM

TE Internal #: 5188835-1
Hard Metric Backplane Connectors, PCB Mount Header, ≤1 Gb/s,
22 Column, 7 Row, Mezzanine, 154 Position, 2 mm [.078 in]
Centerline, Z-PACK 2mm HM

[View on TE.com >](#)

Connectors > PCB Connectors > Backplane Connectors > Hard Metric Backplane Connectors >

Hard Metric Male Connector: Traditional Backplane, Mezzanine, 2mm



PCB Connector Assembly Type: **PCB Mount Header**

Data Rate: **≤1 Gb/s**

Number of Columns: **22**

Number of Rows: **7**

Backplane Architecture: **Mezzanine**

[All Hard Metric Male Connector: Traditional Backplane, Mezzanine, 2mm \(124\)](#)

Features

Product Type Features

Backplane Interface Type	2mm HM
Connector System	Board-to-Board
Connector & Contact Terminates To	Printed Circuit Board
PCB Connector Assembly Type	PCB Mount Header
Sealable	No

Configuration Features

Rows Loaded	A, B, C, D, E, F, Z
Number of Signal Positions	110
Number of Columns	22
Number of Rows	7
Backplane Architecture	Mezzanine
Number of Positions	154



PCB Mount Orientation	Vertical
-----------------------	----------

Signal Characteristics

Crosstalk Version	Standard
Data Rate	≤1 Gb/s

Body Features

Primary Product Color	Gray
-----------------------	------

Contact Features

Feedthrough Post Length	3.7 mm
CompactPCI Designation	P2/P5
Contact Type	Pin
Contact Underplating Material	Nickel
PCB Contact Termination Area Plating Material	Tin
Contact Base Material	Phosphor Bronze
Contact Mating Area Plating Material	Nickel
Contact Mating Area Plating Material Thickness	1.27 μm[50 μin]
Contact Current Rating (Max)	1.5 A

Mechanical Attachment

Front Mating Level	Level 1
Connector Mounting Type	Board Mount

Housing Features

Housing Material	Polyester - GF
Centerline (Pitch)	2 mm[.078 in]

Dimensions

Backplane Module Length	44 mm
-------------------------	-------

Usage Conditions

Operating Temperature Range	-55 – 125 °C[-67 – 257 °F]
-----------------------------	----------------------------

Operation/Application

Shielded	No
Circuit Application	Power & Signal

Industry Standards

UL Flammability Rating	UL 94V-0
------------------------	----------



Packaging Features

Packaging Quantity	11
Packaging Method	Tube

Product Compliance

For compliance documentation, visit the product page on TE.com>

EU RoHS Directive 2011/65/EU	Compliant
EU ELV Directive 2000/53/EC	Compliant
China RoHS 2 Directive MIIT Order No 32, 2016	No Restricted Materials Above Threshold
EU REACH Regulation (EC) No. 1907/2006	Current ECHA Candidate List: JAN 2024 (240) Candidate List Declared Against: JAN 2024 (240) Does not contain REACH SVHC
Halogen Content	Not Low Halogen - contains Br or Cl > 900 ppm.
Solder Process Capability	Not applicable for solder process capability


Product Compliance Disclaimer

This information is provided based on reasonable inquiry of our suppliers and represents our current actual knowledge based on the information they provided. This information is subject to change. The part numbers that TE has identified as EU RoHS compliant have a maximum concentration of 0.1% by weight in homogenous materials for lead, hexavalent chromium, mercury, PBB, PBDE, DBP, BBP, DEHP, DIBP, and 0.01% for cadmium, or qualify for an exemption to these limits as defined in the Annexes of Directive 2011/65/EU (RoHS2). Finished electrical and electronic equipment products will be CE marked as required by Directive 2011/65/EU. Components may not be CE marked. Additionally, the part numbers that TE has identified as EU ELV compliant have a maximum concentration of 0.1% by weight in homogenous materials for lead, hexavalent chromium, and mercury, and 0.01% for cadmium, or qualify for an exemption to these limits as defined in the Annexes of Directive 2000/53/EC (ELV). Regarding the REACH Regulation, the information TE provides on SVHC in articles for this part number is based on the latest European Chemicals Agency (ECHA) 'Guidance on requirements for substances in articles' posted at this URL: <https://echa.europa.eu/guidance-documents/guidance-on-reach>


Compatible Parts



Also in the Series | Z-PACK 2mm HM



Backplane Connector Housings(4)



Backplane Power Connectors(6)




Connector Caps & Covers(62)




Connector Contacts(2)



Connector Hardware(97)



Hard Metric Backplane Connectors (267)



High Speed Backplane Connectors(1)




Insertion & Extraction Tools(2)




Rectangular Power Connectors(87)

Customers Also Bought



TE Part #5352332-1
2MM HM TYPE A MALE HDR 154 POS



TE Part #5352152-4
HM Receptacle Connector: Traditional Backplane, Coplanar, 2mm




TE Part #5745185-7
15 RCPT SP/MS STD



TE Part #5223961-1
TE UPM R/A Header 3P STD Power, LLL



TE Part #2170902-1
HM-EZD+,4PAIRS,10COLS,VERTICAL, ASSEMBLY



TE Part #E77288-000
RNF-100-MINI-SPL-3/16-BK



TE Part #234450-E
SRCA 1,27 3 M 1 SMD 137 E1 094 * GURT *

Documents



Product Drawings

Z-PACK/B M-HDR 154P.

English

CAD Files

Customer View Model

ENG_CVM_5188835-1_A.3d_igs.zip

English

Customer View Model

ENG_CVM_5188835-1_A.3d_stp.zip

English

Customer View Model

ENG_CVM_5188835-1_A.2d_dxf.zip

English

3D PDF

English

By downloading the CAD file I accept and agree to the [Terms and Conditions](#) of use.

Product Specifications

Application Specification

English